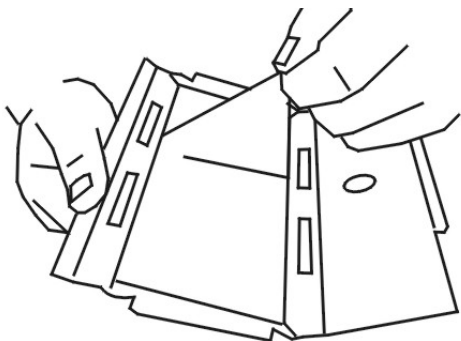


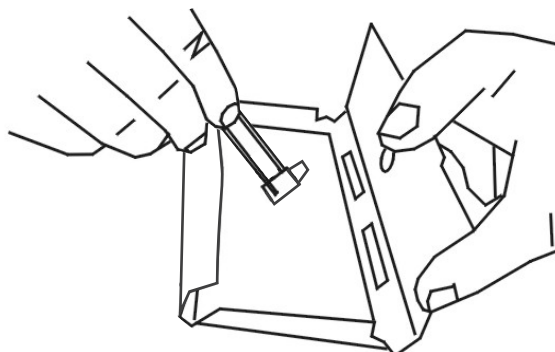
INSTRUÇÃO DE USO

Armadilha fina


- 1 Retire o liner que protege a cola num único movimento forte em diagonal;



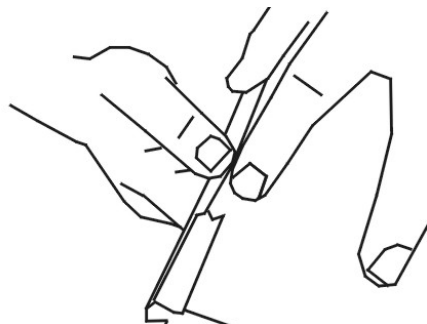
- 2 rompa o envelope do atrativo e com uma pinça coloque-o no centro da área com cola;




- 3 Dobre e a armadilha nas marcas .



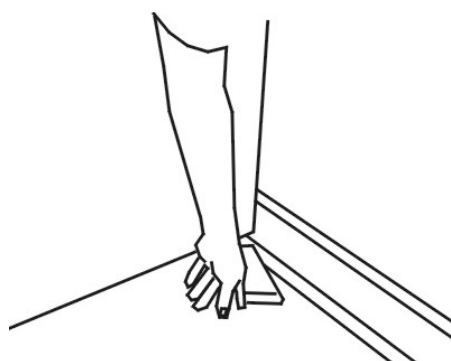
- 4 Feche a armadilha no encaixe.



- 5 Termine de dobrar as abas frontais;



- 6 Instale a armadilha;



- 7 Inspeção regularmente, se conveniente anote os dados de captura relacionando-os com data e local;



- 8 Descarte em local adequado;

